

Citizens Advice service in Scotland

Westminster Constituency Statistics 2022-23

Perth & North
Perthshire

Westminster Constituency

Perth & North Perthshire

(Clients residing in the constituency area, where the postcode is known)

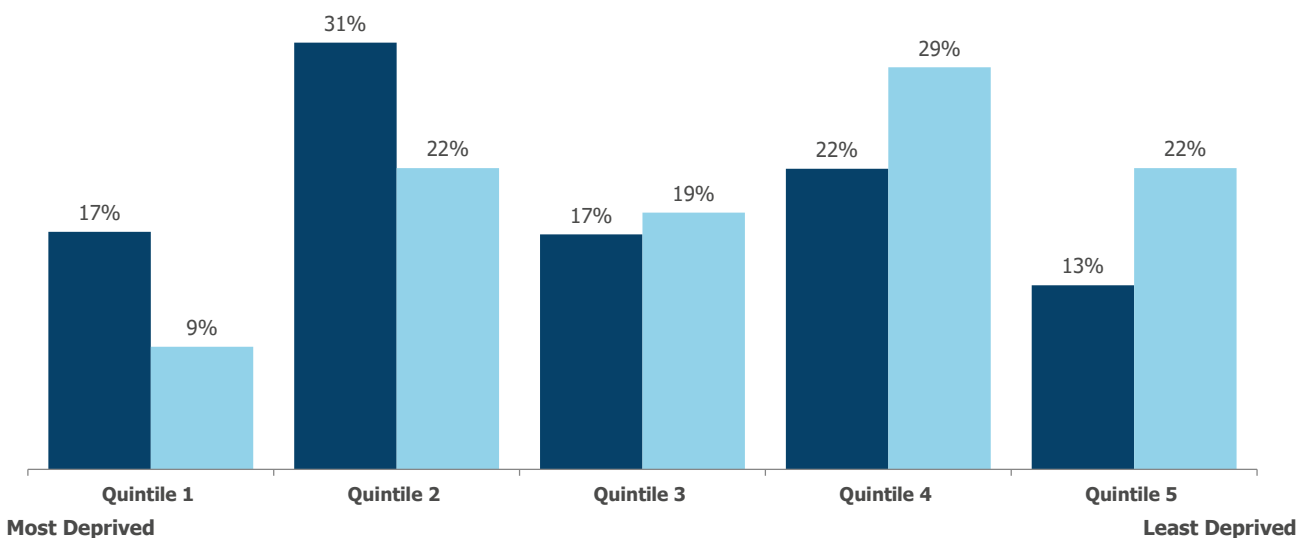
In 2022-23, the CAB service dealt with...

| | |
|----------------------|--------------|
| clients | 3,640 |
| helping clients gain | £2.7 million |

Areas of advice for clients residing within constituency

| | | | |
|--------------------------------|-------|-------------------------------------|------|
| Benefits | 38.7% | Housing | 4.9% |
| Consumer | 1.5% | Immigration, Asylum and Nationality | 2.2% |
| Debt | 18.9% | Legal Proceedings | 3.7% |
| Discrimination | 0.0% | NHS Concern or Complaint | 1.6% |
| Education | 0.5% | Relationship | 2.3% |
| Employment | 4.2% | Tax | 3.9% |
| Finance and Charitable Support | 7.1% | Travel, Transport and Holidays | 1.7% |
| Health and Community Care | 1.3% | Utilities and Communications | 7.5% |

Scottish Index of Multiple Deprivation - clients and population residing within constituency



■ Clients

% of clients seen residing in each quintile

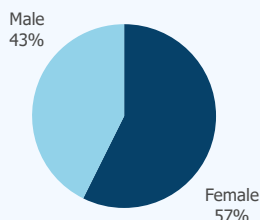
■ Perth & North Perthshire

% of datazones in constituency that are in each Scottish quintile

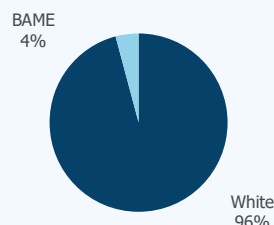
Profile of clients residing within constituency

(Where the client profile is known)

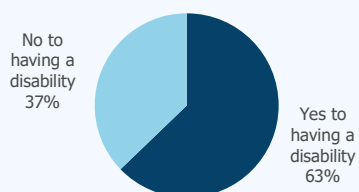
Gender



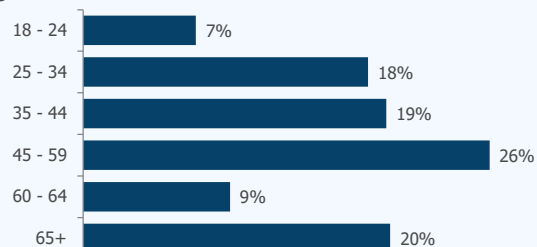
Ethnicity



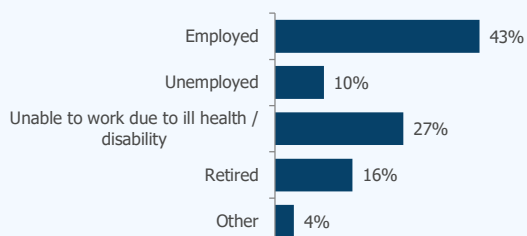
Disability



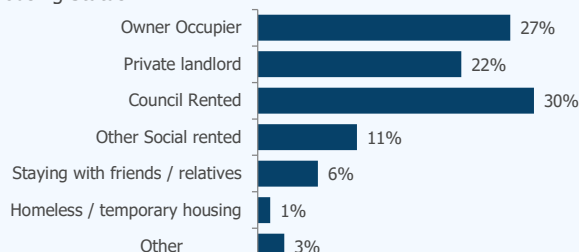
Age



Employment



Housing Status



Citizens Advice service in Scotland includes....

Citizens Advice Scotland

59 member Citizen Advice Bureaux

Extra Help Unit

...and together forms Scotland's largest independent advice service

Key National Service Facts

| | |
|-------------------------------------|--------------|
| Clients | 184,000 |
| Pieces of advice given | 665,500 |
| Community Locations | 250 |
| Number of paid staff and volunteers | 2,653 |
| Value of volunteer hours annually | £8.2 million |